

Specifications

Model	Z [®] -62/40 & Z-62/40 TraX [™]	
Measurements	Metric	US
Working height maximum*	20.87 m	67 ft 11 in
Platform height maximum	18.87 m	61 ft 11 in
Horizontal reach maximum	12.42 m	40 ft 9 in
Up and over clearance maximum	7.80 m	25 ft 7 in
A Platform length - 8 ft / 6 ft model	0.91 m / 0.76 m	3 ft / 2 ft 6 in
B Platform width - 8 ft / 6 ft model	2.44 m / 1.83 m	8 ft / 4 ft
C Height - stowed	2.54 m	8 ft 6 in
Height - stowed TraX	2.59 m	8 ft 4 in
Height - transport (jib tucked under)	2.90 m	9 ft 6 in
Height - transport TraX	2.90 m	9 ft 6 in
D Length - stowed	9.25 m	30 ft 3 in
Length - transport (jib tucked under)	7.58 m	24 ft 10.5 in
E Width	2.49 m	8 ft 2 in
Width TraX	2.58 m	8 ft 5 in
A Wheelbase	2.49 m	8 ft 2 in
A Ground clearance - center	0.38 m	1 ft 3 in
Ground clearance - TraX center	0.43 m	1 ft 5 in

Productivity

Lift capacity	227 kg	500 lbs
Platform rotation	180°	180°
Vertical jib rotation	135°	135°
Turntable rotation	360° continuous	
Turntable tailswing	zero	zero
Drive speed - stowed	4.8 km/h	3.0 mph
Drive speed - raised**	1.1 km/h	0.68 mph
Gradeability - 4WD - stowed***	45%	45%
Turning radius - 2 WS - inside	2.8 m	9 ft 2 in
Turning radius - 2 WS - outside	5.7 m	18 ft 9 in
Turning radius - 4 WS - inside	1.3 m	4 ft 5 in
Turning radius - 4 WS - outside	3.6 m	11 ft 11 in
Controls	12V DC proportional	
Tyres	355/55D 625	

Power

Power source	Deutz D2011 L03i diesel, 3 cylinder 49hp (37kW) Stage IIIA Deutz turbo diesel TD2.2 L3, 3 cylinder 49hp (37 kW) Stage V Deutz turbo diesel TD2.2 L3, 3 cylinder 60hp (45 kW) Stage V (TraX)	
Auxiliary power unit	12V DC	12V DC
Hydraulic tank capacity	132.5 L	35 gal
Fuel tank capacity	136.3 L	36 gal

Sound & Vibration Levels

Sound pressure level (ground workstation)	84 dBA	84 dBA
Sound pressure level (platform workstation)	75 dBA	75 dBA
Vibration	<2.5 m/s ²	<8 ft 2 in/s ²

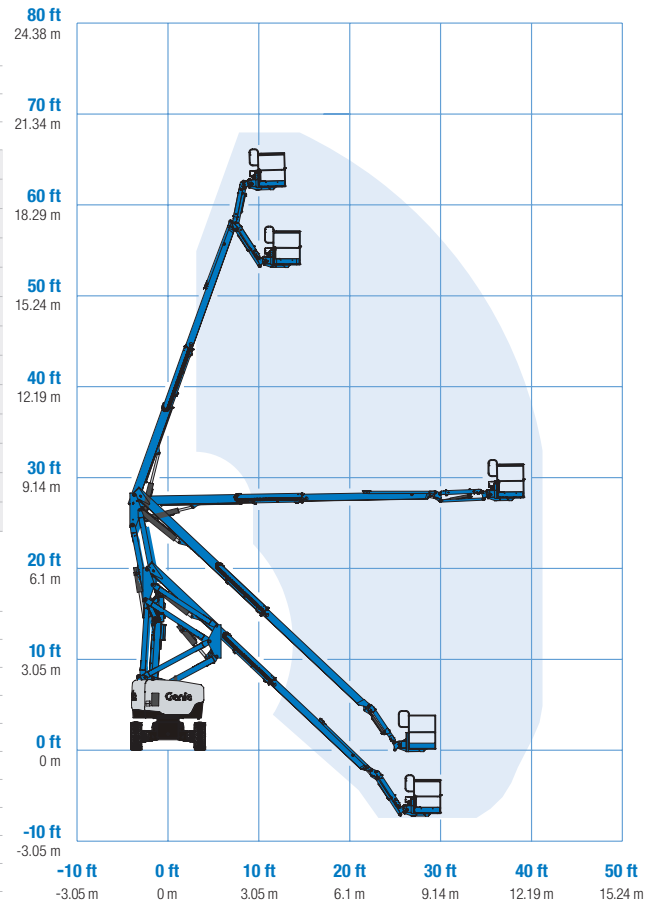
Weight****

CE 4WD (foam filled tyres)	10,281 kg	22,665 lbs
TraX	12,409 kg	27,357 lbs

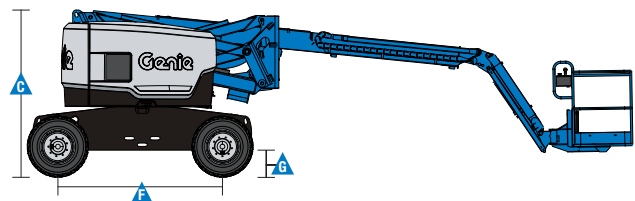
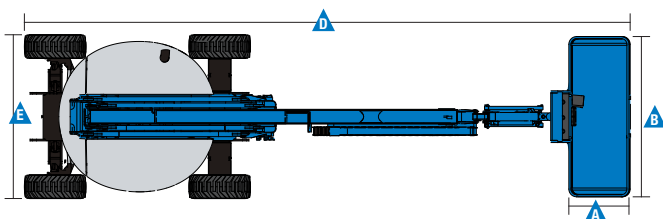
Standards Compliance

EU Directives: 2006/42/EC - Machinery
(harmonized standard EN280:2013+A1:2015);
2004/108/EC (EMC); 2000/14/EC (Outdoor Noise)

Range Of Motion Z-62/40 & Z-62/40 TraX



* The metric equivalent of working height adds 2 m to platform height. U.S. adds 6 ft to platform height.
** In lift mode (platform raised), the machine is designed to operate on firm, level surfaces only.
*** Gradeability applies to driving on slopes. See operators manual for details regarding slope ratings.
**** Weight will vary depending on options and/or country standards.



Features

Standard Features	Easily Configured To Meet Your Needs	Options & Accessories
-------------------	--------------------------------------	-----------------------

Measurements

- 20.87 m (67 ft 11 in) working height
- 12.42 m (40 ft 9 in) horizontal reach
- 7.8 m (25 ft 7 in) up and over clearance
- Up to 227 kg (500 lbs) lift capacity

Productivity

- Self-leveling platform
- Hydraulic platform rotation
- Proportional joystick controls
- Telematics-Ready Connector
- Hydraulic oil cooler
- Thumb rocker steering
- Drive enable
- Chassis tilt drive function cut-out
- AC power cord to platform
- Horn
- Hour meter
- Tilt alarm
- Descent & travel alarms
- Flashing beacon
- 360° continuous turntable rotation
- Locking turntable covers
- Zero tailswing
- Positive traction drive
- 2 speed wheel motors
- Dual parallelogram for vertical wall tracking
- Lift Connect[™] Telematics
- Lift Guard[™] Contact Alarm
- Lift Tool[™] Work Tray

Power

- 12V DC auxiliary power
- Engine protection package
- Anti-restart engine protection
- Auto engine fault shutdown
- Intake air heater

Platform Options

- Steel 2.44 m (8 ft) tri-entry with side swing gate (standard)
- Steel 1.83 m (6 ft) dual entry with side swing gate

Jib

- 1.52 m (5 ft) jib boom (standard)

Engine

- Deutz D2011 L03i diesel, 3 cylinder 49hp (37kW) Stage IIIA
- Deutz turbo diesel TD2.2 L3, 3 cylinder 49hp (37 kW) Stage V
- Deutz turbo diesel TD2.2 L3, 3 cylinder 60hp (45 kW) Stage V (TraX)

Drive/Steer

- 4WD, 2WS (Standard)
- 4WD, 4WS (optional)

Axle

- Active oscillation (standard)

Tyre Options

- Rough terrain foam-filled (standard)
- Rough terrain non-marking (foam-filled)
- TraX

Productivity Options

- Lift Guard[™] Half and Full mesh platform⁽¹⁾
- Platform auxiliary top rail
- Air line to platform⁽¹⁾
- Power to platform: plug, socket, with optional Residual-current Circuit Breaker with Overcurrent protection⁽³⁾
- Work lights package (2 on chassis, 2 on platform)⁽¹⁾
- Biodegradable hydraulic oil
- Hostile environment kit⁽¹⁾: cylinder bellows, boom wiper seals platform and ground control box covers
- Deluxe hostile environment kit⁽¹⁾ adds to basic kit center turntable shield, ring gear guard, tail pipe guard, engine cover flaps and air pre-cleaner
- Chassis tilt lift function cut-out kit
- Panel cradle package⁽¹⁾
- Lockable platform control box covers
- Operator Protective Structure⁽²⁾

Power Options

- Engine gauge package⁽¹⁾
- AC generator packages (120V/50Hz or 240V/50Hz, 3000W)⁽¹⁾
- Diesel air intake pre-cleaner⁽¹⁾
- Diesel catalytic scrubber muffler⁽¹⁾
- Low temperature cut-out module
- EMEAR Cold Start kit: Inc. Engine heater & battery charger
- Cold weather package⁽¹⁾
- Positive air shutdown system

⁽¹⁾ Factory-fit option only

⁽²⁾ Aftermarket only

⁽³⁾ Not available if generator is selected

