

Specifications

Models	S-80 XC		S-85 XC	
Measurements	Metric	US	Metric	US
Working height maximum*	26.38 m	86 ft	27.91 m	91 ft
Platform height maximum	24.38 m	80 ft	25.91 m	85 ft
Horizontal reach maximum	20.83 m	68 ft 4 in	22.71 m	74 ft 6 in
Below ground reach	1.68 m	5 ft 6 in	2.69 m	8 ft 10 in
A Platform length - 8 ft model	0.91 m	3 ft	0.91 m	3 ft
Platform length - 6 ft model	0.76 m	2 ft 6 in	0.76 m	2 ft 6 in
B Platform width - 8 ft model	2.44 m	8 ft	2.44 m	8 ft
Platform width - 6 ft model	1.83 m	6 ft	1.83 m	6 ft
C Height - stowed	2.80 m	9 ft 2 in	2.80 m	9 ft 2 in
D Length - stowed	11.30 m	37 ft 1 in	12.37 m	40 ft 7 in
Length - transport (jib tucked under)			11.60 m	38 ft
E Width	2.49 m	8 ft 2 in	2.49 m	8 ft 2 in
F Wheelbase	2.85 m	9 ft 4 in	2.85 m	9 ft 4 in
G Ground clearance - center	0.40 m	15.8 in	0.40 m	15.8 in

Productivity

Maximum lift capacity - unrestricted	300 kg	660 lb	300 kg	660 lb
- restricted	454 kg	1,000 lb	454 kg	1,000 lb
Platform rotation	160°	160°	160°	160°
Vertical jib rotation			135° (+ 78° - 57°)	
Turntable rotation	360° continuous		360° continuous	
Turntable tailswing	1.60 m	5 ft 3 in	1.60 m	5 ft 3 in
Drive speed - stowed	5.4 km/h	3.3 mph	5.4 km/h	3.3 mph
- raised/extended	0.3 m/s	0.95 mph	0.3 m/s	0.95 mph
Gradeability - stowed**	45%	45%	45%	45%
Turning radius : inside	3.66 m	12 ft	3.66 m	12 ft
outside	6.55 m	21 ft 6 in	6.55 m	21 ft 6 in
Controls	12V DC proportional		12V DC proportional	
Tyres - RT foam filled	18-625, 16 ply		18-625, 16 ply	

Power

Power source	Deutz TD 2011 L04i turbo diesel 4 cylinder 74 hp (55 kW) Stage IIIA Deutz TCD2.2 L3 turbo diesel 3-cylinder 74hp (55 kW) Stage V			
--------------	---	--	--	--

Auxiliary power unit	12V DC	12V DC	12V DC	12V DC
Hydraulic tank capacity	150 L	40 gal	150 L	40 gal
Fuel tank capacity - diesel	132 L	35 gal	132 L	35 gal

Sound & Vibration Levels

Sound pressure level (ground workstation)	83 dBA	83 dBA	83 dBA	83 dBA
Sound pressure level (platform workstation)	71 dBA	71 dBA	71 dBA	71 dBA
Vibration	<2.5 m/s ²	<8 ft 2 in/s ²	<2.5 m/s ²	<8 ft 2 in/s ²

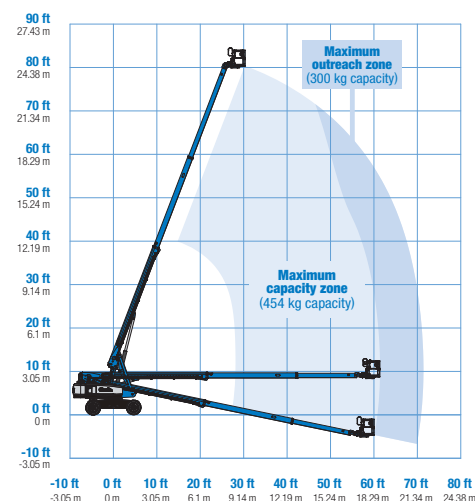
Weight***

4WD	16,783 kg	37,000 lbs	17,917 kg	39,500 lbs
-----	-----------	------------	-----------	------------

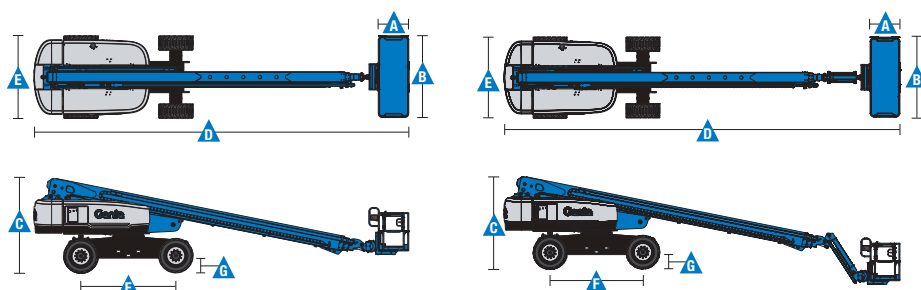
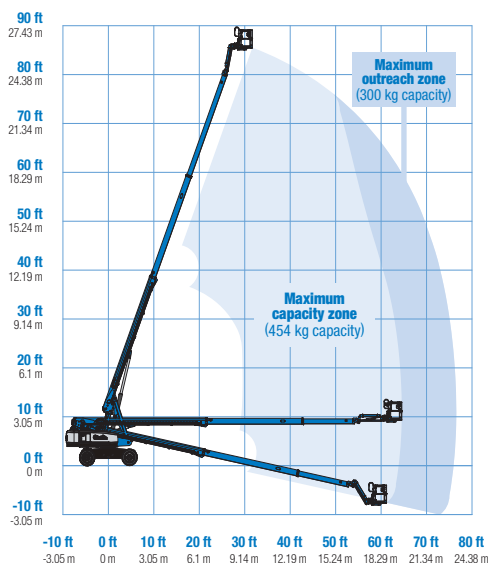
Standards Compliance

EU Directives: 2006/42/EC - Machinery (harmonized standard EN 280:2013+A1:2015); 2004/108/EC (EMC); 2000/14/EC (Outdoor Noise)

Range Of Motion S-80 XC



Range Of Motion S-85 XC



* The metric equivalent of working height adds 2 m to platform height. U.S. adds 6 ft to platform height.

** Gradeability applies to driving on slopes. See operator's manual for details regarding slope ratings.

*** Weight will vary depending on options and/or country standards.

Features

Standard Features	Easily Configured To Meet Your Needs	Options & Accessories
<p>Measurements</p> <p>S-80 XC</p> <ul style="list-style-type: none"> • 26.38 m (86 ft) working height • 20.83 m (68 ft 4 in) horizontal reach • 300 kg (660 lb) unrestricted and 454 kg (1,000 lb) restricted lift capacity <p>S-85 XC</p> <ul style="list-style-type: none"> • 27.91 m (91 ft) working height • 22.71 m (74 ft 6 in) horizontal reach • 300 kg (660 lb) unrestricted and 454 kg (1,000 lb) restricted lift capacity <p>Productivity</p> <ul style="list-style-type: none"> • Self-leveling platform • 160° hydraulic platform rotation • Thumb rocker steering • Proportional joystick controls • Hydraulic oil cooler • Drive enable system • Chassis tilt drive function cut-out • AC power cord to platform • Horn • Hour meter • Tilt alarm • Descent motion & travel alarms • Flashing beacon • 360° continuous turntable rotation • Positive traction drive • Two speed wheel motors • On board full diagnostics and engine monitoring display • Dual battery system • Telematics ready connector • Lift Guard[™] Contact Alarm • Lift Connect[™] Telematics • Lift Tool[™] Work Tray <p>Power</p> <ul style="list-style-type: none"> • 12 V DC auxiliary power • Anti-restart engine protection • Engine gauge package • Auto engine fault shutdown • Intake air heater (Deutz engine) 	<p>Platform Options</p> <ul style="list-style-type: none"> • Steel 1.83 m (6 ft) dual-entry platform with side swing gate • 2.44 m (8 ft) tri-entry platform with side swing gate (standard) <p>Jib Options</p> <ul style="list-style-type: none"> • Non-jib (S-80 XC only) • 1.52 m (5 ft) jib (S-85 XC only) <p>Engine Options</p> <ul style="list-style-type: none"> • Deutz TD 2011 L04i turbo diesel 4 cylinder 74 hp (55 kW) Stage IIIA • Deutz TCD2.2 L3 turbo diesel 3-cylinder 74hp (55 kW) Stage V <p>Drive</p> <ul style="list-style-type: none"> • 4 x 4 <p>Axle</p> <ul style="list-style-type: none"> • Active oscillation (standard) <p>Tyre Options</p> <ul style="list-style-type: none"> • Rough terrain foam-filled (standard - water base) • Rough terrain non-marking foam-filled 	<p>Productivity Options</p> <ul style="list-style-type: none"> • Half-mesh platform inserts • Platform auxiliary top rail • Power to platform: plug, socket, with optional Residual-current Circuit Breaker with Overcurrent protection⁽²⁾ • Work lights package (2 on chassis, 2 on platform)⁽²⁾ • Dual axis joystick steering • Biodegradable hydraulic oil • Hostile environment kit⁽²⁾: cylinder bellows, boom wiper seals, platform and ground control box cover • Deluxe hostile environment kit⁽²⁾: adds to basic kit center turntable shield, ring gear guard, tail pipe guard, engine cover flaps and air pre-cleaner • Chassis tilt lift function cut-out kit • Panel cradle package • Track & Trace⁽¹⁾ (GPS unit providing machine location & operating information) • Lockable platform & ground control box covers • Tow package⁽²⁾ • Operator Protective Structure⁽³⁾ • Genie Tech Pro Link Hand-held Diagnostics Device <p>Power Options</p> <ul style="list-style-type: none"> • Lift Power[™] 3kW AC generator, 110V/60Hz, 110V/50Hz or 240V/50Hz • Cold Weather Recirc Kit: 5W-40 Synthetic Engine Oil, Oil Pan Heater, Battery Heater, Platform Manifold Recirculation and Hydraulic Tank Heater⁽²⁾ • Low temperature cut-out module • EMEAR Cold Start kit: Inc. Engine heater & battery charger • Diesel catalytic scrubber muffler⁽²⁾ • Diesel air intake pre-cleaner⁽²⁾ • Positive air shutdown system



⁽¹⁾ Includes a first 2 years subscription

⁽²⁾ Factory-fit option only

⁽³⁾ Aftermarket only